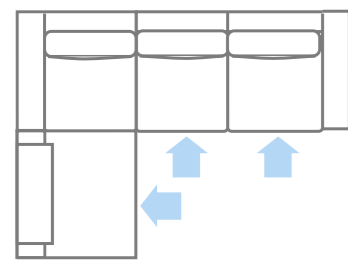
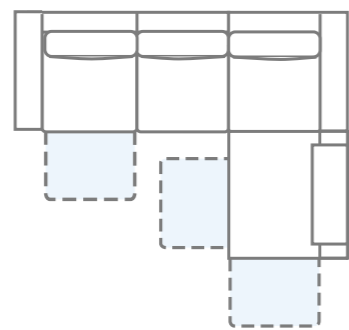




new!



Poggia piedi
Footrest
Repose-pieds



UN DIVANO CHE NON STA MAI FERMO

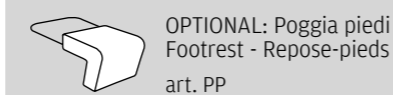
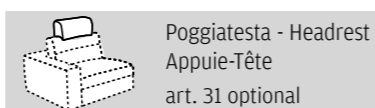
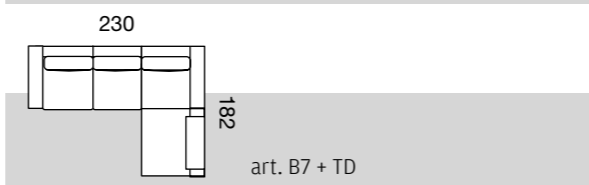
Alle donne piace cambiare: spostare un mobile, aggiungere un quadro, cambiare il colore delle pareti... Perché non scegli un divano che cambia con te? Bloom è un divano che si basa sul principio modulare per garantirti la massima libertà di arredamento.

A SOFA THAT NEVER STAYS STILL

Women like changes: moving a piece of furniture, adding a picture, changing the colour of the walls... Why not choose a sofa that changes with you? Bloom is a sofa that is based on the modular principle to ensure maximum furnishing freedom.

UN CANAPÉ QUI NE RESTE JAMAIS EN PLACE

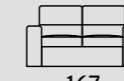
Les femmes aiment le changement : déplacer un meuble, ajouter un cadre, changer la couleur des murs ... Pourquoi ne pas choisir un canapé qui change avec vous ? Bloom est un canapé basé sur un principe modulaire permettant de garantir la plus grande liberté d'ameublement.



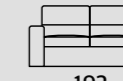
Art. 01
Poltrona
Armchair
Fauteuil



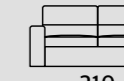
Art. 02
Divano 2 posti
2-seater sofa
Canapé 2 places



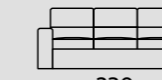
Art. 20
Divano 2 posti grande
2-seater large sofa
Canapé 2 places grand



Art. 06
Divano 2 posti maxi
2-seater maxi sofa
Canapé 2 places maxi



Art. 03
Divano 3 posti
3-seater sofa
Canapé 3 places



Art. B7
Divano 3 posti
3-seater sofa
Canapé 3 places



Art. B5
Divano 3 posti
3-seater sofa
Canapé 3 places



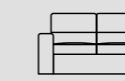
Art. 1D-1S
Laterale 1 posto DX-SX
RH-LH 1-seater side el.
Canapé bâtarde 1 places D-G



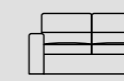
Art. MD-MS
Laterale 1 posti maxi DX-SX
RH-LH 1-seater maxi side el.
Canapé bâtarde 1 places maxi D-G



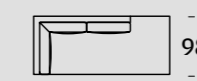
Art. 2D-2S
Laterale 2 posti DX-SX
RH-LH 2-seater side el.
Canapé bâtarde 2 places D-G



Art. GD-GS
Laterale 2 posti maxi DX-SX
RH-LH 2-seater maxi side el.
Canapé bâtarde 2 places maxi D-G



Art. 7D-7S
Laterale 3 posti big DX-SX
RH-LH 3-seater big side el.
Canapé bâtarde 3 places big D-G



Art. LQ-QL
Laterale angolo quadro
Square corner side el.
Canapé bâtarde angle rond



Art. AT
Angolo tondo
Round corner
Angle rond



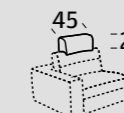
Art. AQ
Angolo quadro
Square corner
Angle carré



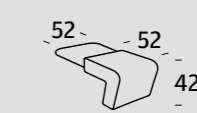
Art. TD
Terminale
End element
Terminal



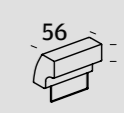
Art. TM
Terminale maxi
Maxi end element
Terminal maxi



Art. 31
Poggiatesta
Headrest
Appuie-tête



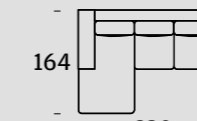
Art. PP
Poggia piedi
Footrest
Repose-pieds



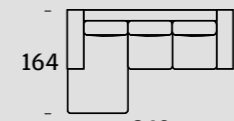
Art. 18
Cuscino schienale con supporto per elem. terminale
Back cushion with support for end element
Cousin dossier a/support pour elem. term.



Art. 17
Cuscino schiena terminale
End back cushion
cousin dossier terminal



Art. CB-BC
Special con penisola reversibile
Special sofa with reversible chaise
Special canapé avec chaise longue réversible



Art. BM-MB
Special con penisola maxi reversibile
Special maxi sofa with reversible chaise
Special canapé maxi avec chaise longue réversible

• LISTINO PREZZI / PRICE LIST / LISTE DES PRIX pag. 303

Espandi il comfort con l'elemento angolare.

Expand its comfort with the corner element.

Développez le confort avec l'élément d'angle.

Struttura e molleggio

Realizzata con masselli di legno di abete massiccio di vari spessori, parti di tamponamento in fibra grezza e/o compensato di pino; fianchi in agglomerato di legno a bassa emissione di formaldeide (appartenente alla classe E1), il tutto rivestito con vellutino 100% poliammide termoaccoppiato ad espanso e/o ovatta in fibra di poliestere 100%.
Molleggio realizzato con nastri elastici composti da fili di gomma ricoperti da filo di nylon avvolto a spirale da 80mm, tesi meccanicamente.

Imbottitura e piedi

Cuscino seduta in espanso indeformabile D30 rivestito in resinato di poliestere 100% da gr. 150.
Cuscino schienale e poggiatesta in espanso indeformabile D16 morbido rivestito in resinato 100% da gr. 150.
Bracciolo e parti di tamponamento in espanso indeformabile D30.
Piedi in ABS nero da 40mm.

Structure and springs

Solid fir of varying thickness; finishing components in raw fibre and/or poplar clipboard; sides in wood agglomerate (Class E1, low formaldehyde emission) covered with 100% polyamide thermally bound with polyurethane foam and/or 100% polyester fibre wadding. Elastic straps consisting of rubber threads covered with Nylon and wound into 80 mm coils, mechanically stretched.

Upholstery and feet

Seat cushion in non-deformable D30 polyurethane foam covered with 150 gr. 100% resin-coated polyester.
Back cushion and lower back cushion in non-deformable D16 soft polyurethane foam covered with 150 gr. 100% resin-coated polyester.
Armrests and finishing components in non-deformable D30 polyurethane foam.
Feet 40mm black ABS.

Structure et suspension

Réalisé avec du bois de sapin massif de différentes épaisseurs, des parties de tamponnage n fibre brute et/ou en compensé de peuplier; des côtés en aggloméré de bois à faible émission de formaldéhyde (appartenant à la classe E1), le tout revêtu avec du velours 100% polyamide thermo-accouplé à mousse et/ou ovate en fibre de polyester 100%.
Suspension réalisée avec des bandes élastiques composte de fils de caoutchouc recouverts de fil de nylon entouré en spirales de 80 mm, tendues mécaniquement.

Rembourrage et pieds

Coussin assise en mousse indéformable D30 revêtu en résine de polyester 100% de gr. 150.
Coussin dossier et repos-reins en mousse indéformable D16 souple revêtu en résine de polyester 100% de gr. 150.
Accoudoir et partie de tamponnage en mousse indéformable D30.
Pied en ABS noir de 40 mm.

